



Kendall Optometry Ministry, Inc



“Serving the Lord by providing better vision to the people of underdeveloped countries”

4820 Nottinghamshire Drive. Jeffersontown, Ky. 40299

Phone: (502)-640-2227 E-Mail: hollandkendall@peoplepc.com

Company website: <http://kendall-optometry-ministry.org/>

Technical website: <http://eyeglasses-inventory.com>

10/8/2006

LENSCHEK SETUP REQUIREMENT FOR MINUS CYLINDER


The lenschek must be setup to produce measurements with a MINUS (-) notation. Should you see a reading from the Lenschek like this:

-1.50	2.00	174	+2.50
-1.75	1.50	165	+2.25


The items displaying in **red** is where the problem exists. This measurement SHOULD be minus. When this measurement is converted (called transposed) to the proper reading, it changes Sphere (blue) and Axis (green) also. The above when converted will be:

+0.50	-2.00	84	+2.50
-0.25	-1.50	75	+2.25

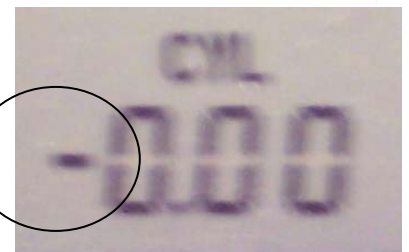

As you can see the two readings are very different. To the right is what the Lenschek display should show (when not in use) when the instrument is setup properly. There should be a minus sign at the position indicated. If it shows a plus instead, then press and hold the green button until you see the below. If it is wrong the circled location will be a plus. Press button pointed to by the arrow until the + becomes a minus (-).



Wrong



Right



Press the green button and the instrument will be set right. Be sure to verify that the minus sign shows like the above. Please call Holland Kendall at (502)-640-2227 if you have any questions.

Your brother in Christ,

Holland Kendall

Holland Kendall, President

PLEASE NOTE

Kendall Optometry Ministries, Inc (a 501-3C non-profit corporation) operates fully on donations. If you feel led by the Lord to support our ministry, please send a tax deductible check to Kendall Optometry Ministries, Inc at the above address.